

Judy Thompson

ABC Facilitated SOUND FLASHCARDS



Instructions for Sound Flashcards

Set of 26 cards for the letters of the alphabet featuring the sounds each letter usually represents. Sound Flashcards are an interactive, fun tool for instilling the fundamentals of literacy:

- 1) Connecting the shapes of letters to their names (learned from the *ABC Song*)
- 2) Showcasing the most likely sounds each letter represents

This unique approach is captured on the first card! **A** makes many sounds, usually the **Ay** in **Acorn**, **a** in **Apple**, or **o** in **Auto**. Depending on the learner's age and exposure to the alphabet, introduce them to four or five letters in the first session. "What's this picture?" **Acorn**. "The sound **Ay** is for **Acorn**".

Start the next session (the next day) by reviewing the letters they have seen. "What letter is this?" Be patient. Tolerate mistakes. Reward tiny increments of learning. Stop before it isn't fun. However far they get in a session is perfect. The Facilitated Learning process includes, questions, listening, discussion and direction. It is more about thinking than getting the right answer as quickly as possible.

DO

- Ask questions and listen
- Positively acknowledge all responses
- Consider how the learner arrived at their answer if it was different from what was expected
- Guide them to the take-away for moving forward
- Trust, relax and enjoy the time shared

DON'T

- Talk all the time
- Invalidate any responses
- Worry about mistakes, they are a necessary part of learning
- Rush the process, it takes time
- Forget to have fun

For more information and ideas for using the Sound Flashcards see **Step Two** (p 76) in the 10-Step *Learning to Read Process* in *ABC Facilitated Reading*.

Facilitated Learning fosters engagement, confidence, skills, accountability, character, voice, and relationship.


A

A is for **A**corn



Ay

A is for **A**pple



a

A is for **A**uto




o

B


B is for **Boy**

b



C

C is for **Cat**
k




C is for **Celery**
s



D

D is for Dog

d



E


E is for **E**ar

Ey



E is for **E**lephant


e



F

F is for **F**ish

f



G

G is for **Goose**

g



G is for **Giraffe**

j



H

H is for **H**ouse
h



I


I is for Ice Cream

Iy



I is for Igloo

i




J



J is for **Jump**

j




K



L

L is for **Lion**

l



M


M is for **M**ouse

m



N

N is for **Nurse**
n



O

O is for Ocean

Ow



O is for Ostrich

o



O is for Owl


Aw



P


P is for **Pig**

p



Ph is for **Phone**

f



Q

Q is for Queen

kw



R

R is for **Ring**

r



S

S is for **S**tar

S



T


T is for **Turtle**
t



Th is for **Thumb**
Th



U



U is for **U**nicorn

Uw



U is for **U**mbrella

u


V

V is for **Violin**

v



W




W is for **W**olf

W

Wh is for **Wh**ale

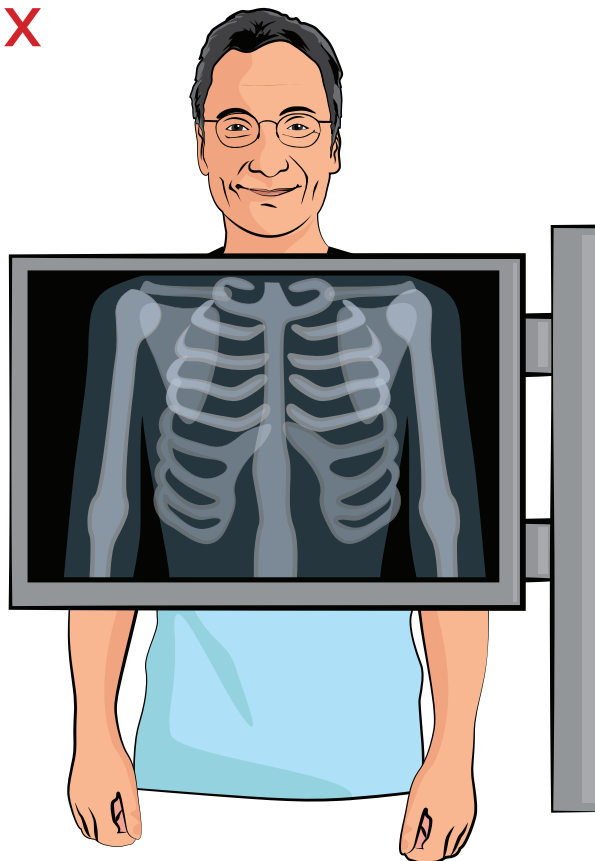
W



X

X is for X-ray


x



Y

Y is for **Yellow**

y



Z

Z is for **Z**ebra

z

